

When should I fill out the student teaching application?

Student teaching applications are always due the first week of classes in the semester before your student teaching. If you are student teaching in spring, applications are due Friday of the first week of classes in August. If you are student teaching in fall, applications are due Friday of the first week of classes in January.

What if I haven't yet been admitted to teacher education?

You definitely need to complete the student teaching application by the deadline regardless of your status. We will intensify our work with you this semester to try to help you get admitted. We can't reach out to schools until you are admitted but there are still things that you will need to do to prepare.

What do I write if I don't have a secondary major or minor?

Just write NONE.

What form do I use for the autobiography?

There is an example of the format we would like you posted on the student teaching website. Use this as a model for when you write your autobiography. Then upload it to SLL.

What is the purpose of this autobiography?

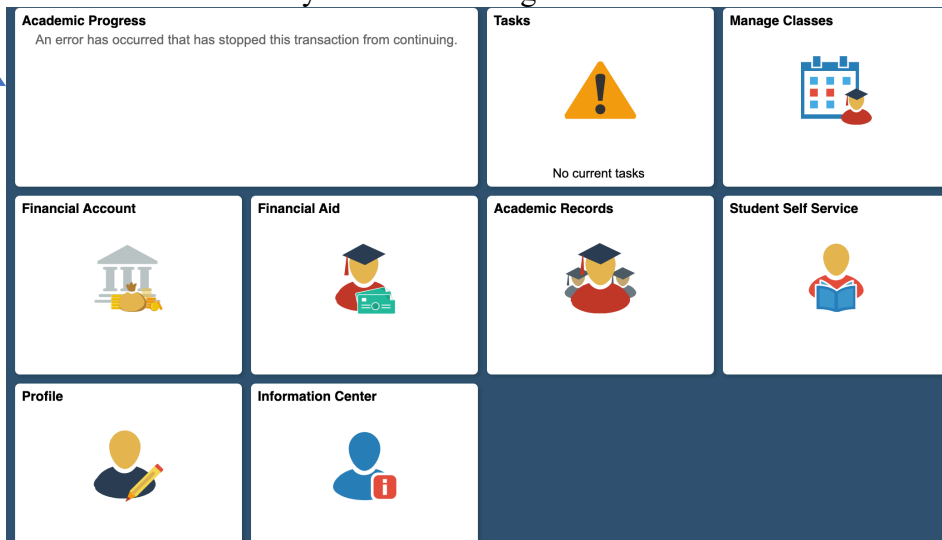
Sometimes schools use it to decide if they will accept you as a student teacher. You will eventually put this in your student teaching activity in SLL for your cooperating teacher and university supervisor for student teaching to read and learn about you.

Do I need to meet with my advisor?

Yes please! Write your autobiography and then set up an appointment to meet with your advisor before or during the first week of classes. Your advisor should review your autobiography and check your academic requirements report in Campus Connection to ensure that you are really ready to graduate. Once you have met with your advisor, please have the advisor sign the form.

How do I find my cumulative and major GPAs?

1. Open Campus Connection.
2. Click on the tile that says Academic Progress.



3. Choose My Academic Requirements from the list at left.
4. Scroll down to the blue bar that says University Requirements.

Frequently Asked Questions about the Student Teaching Application in SLL

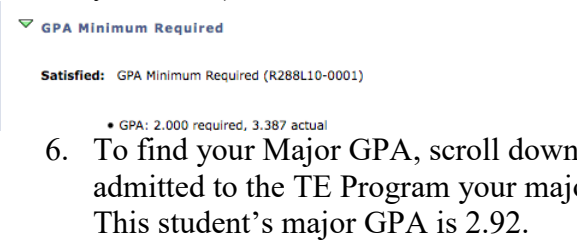


University Requirements

Not Satisfied: University Requirements (RG4866-08/05)

▶ GPA Minimum Required

5. Click on the green triangle that says GPA Minimum Required and you will see this (except it will have your GPA). This student has a cumulative GPA of 3.387.

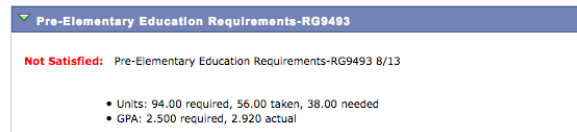


GPA Minimum Required

Satisfied: GPA Minimum Required (R288L10-0001)

- GPA: 2.000 required, 3.387 actual

6. To find your Major GPA, scroll down to a blue bar that has your major on it. If you have not yet been admitted to the TE Program your major will say Pre-Elementary Education (or whatever your major is). This student's major GPA is 2.92.

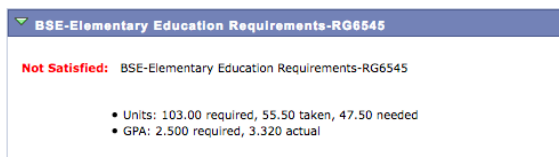


Pre-Elementary Education Requirements-RG9493

Not Satisfied: Pre-Elementary Education Requirements-RG9493 8/13

- Units: 94.00 required, 56.00 taken, 38.00 needed
- GPA: 2.500 required, 2.920 actual

If you have been admitted to the TE program it will say BSE-Elementary Education (or whatever your major is). This student's major GPA is 3.32.



BSE-Elementary Education Requirements-RG6545

Not Satisfied: BSE-Elementary Education Requirements-RG6545

- Units: 103.00 required, 55.50 taken, 47.50 needed
- GPA: 2.500 required, 3.320 actual

If you have any questions, please contact your advisor or Deb Ringham (Deborah.ringham@minotstateu.edu) in the Teacher Advisement and Field Placement Office.